




# SK LIFTS

Creative Design and Dedicated People

## New Lift Installation & Service Maintenance


ISO CERTIFICATE COMPANY 9001:2015



- ❖ Home Lifts   ❖ Hydraulic lift   ❖ Traction Passenger Lifts
- ❖ Hospital Bed Lifts   ❖ Good & Freight Lifts   ❖ Automobiles Lifts
- ❖ Special Factory Lifts

**Old Lift to New Lift   Modernization AMC For All Types Lifts**


## Types of Traction Machines - Geared



## Types of Traction Machines - Gearless



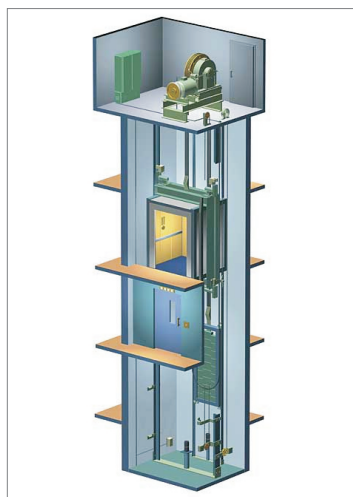
### Over Speed Governor





### Dumb Waiter Machine




### Traction Machine Room Lift



### Machine Room Less Lift



## Hydraulic Lifts





## Types of Lift Doors



**IFG  
Door**



**Swing  
Door**



**S.S  
Glass Door**



**S.S Center Opening  
Auto Door**



**M.S Center Opening  
Auto Door**




**Collapsible  
Gate**



**M.S Manual  
Telescopic Door**



**S.S Gold Center  
Opening Auto Door**



**S.S Gold Design  
Center Door**



**Wooden Center  
Opening Auto Door**



**M.S Manual  
Telescopic Door**



**S.S Center Opening  
Auto Door Small Vision**



## S.S Designer Cabin



## M.S Designer Cabin



## Wooden Designer Cabin







## Customized Elevators with Structural Type



## Types of Car Cabin



## False Ceiling



## Car Operating Panel - COP




## Landing Operating Panel - LOP



## Car & Landing Door Operating



Car Center Operating



Car Side Operating




Landing Center Operating



Landing Side Operating

## Inbuilt Features





# Lift Well And Car Sizes In MM

Capacity	Ceight In Kgs	Car Inside	Lift Well	Enterance
4 Passenger	272	1100 0700 1100 0700 0900 0900	1600 0200 1500 1200 1350 1350	800 700 700
5 Passenger	340	1200 0800 0900 1100 1100 0900	1600 1300 1500 1600 1600 1500	800 700 800
6 Passenger	408	1100 1000 1200 0940 1400 0800	1500 1500 1600 1450 1800 1300	700 800 800
8 Passenger	544	1100 1300 1300 1100 1400 1000	1600 1800 1700 1600 1800 1500	800 800 800
10 Passenger	680	1400 1250	1800 1800	800
13 Passenger	884	2000 1100	2500 1900	900
16 Passenger	1088	2000 1300	2500 2100	1000
20 Passenger	1360	2000 1500	2500 2400	1000

**Note : All Dimensions Are In Millimeters**

**All Dimensions Are For Clear Finished Lift Wells After Plastering**

## Inbuilt Features

- ❖ Dot matrix with scrolling display/7 segment display
- ❖ Voice annunciator with mild music
- ❖ Floor annunciator /ARD annunciator
- ❖ Mirror & Hand rail in the cabin
- ❖ VWVF Device: This will ensure jerk free starting & stopping with perfect landing level.
- ❖ Stainless Steel Braille Buttons
- ❖ Mild music for mind relaxation
- ❖ Full length infra-red door screen sensor for automatic doors.
- ❖ Automatic rescue device [ARD] - Automatically rescue
- ❖ MS Powder coated / SS 304 Hairline designer cabin
- ❖ Stain Less Steel LOP & COP wall mounted type
- ❖ VF Door operator
- ❖ Decorative false-ceiling with led spot lights and blower fan
- ❖ Manual mode button at car top (Inspection mode button)
- ❖ Fault history display at control panel
- ❖ Auto cut off timer for light and fan
- ❖ Phase preventer for phase failure protection
- ❖ Automatic sleep mode timer with Power saving up to 40%
- ❖ RCR Cam Unit-Hydraulic type(Door Safety for Open & Close)

**1 Year Warranty and Free Service up to 18 months.**

**5 Year Warranty on Mechanical Components**

## Safety Inbuilt Features

- ❖ Safety Rope For OSG Unit
- ❖ Main Rope Safety Equalizer
- ❖ Over Speed Governor
- ❖ Fire Restricted Doors
- ❖ Touch Sense Door Operator
- ❖ Automatic Phase Reverse and Forwarder
- ❖ Inverter Based Emergency Siren & Light
- ❖ Entrance Toe Guard For All Floors / Cabin
- ❖ Double Safety Lock Provided at All Landing Colors
- ❖ Buffer Spring Suspension for Car & Counter Weight
- ❖ Emergency Alarm
- ❖ Emergency stop switches for pit & car top
- ❖ Shock proof anti-skid PVC vinyl flooring
- ❖ Hand rail in rear panel of cabin
- ❖ Magnetic read switch for perfect landing accuracy level
- ❖ 3 Level safety limit switches
- ❖ De-locking unit for all landing door
- ❖ Progressive car safety gear
- ❖ High level accuracy program for smooth & Jerk free stopping
- ❖ Emergency door open key
- ❖ Over speed safety switch
- ❖ Fireman switch

## Special Features

- ❖ Feather touch - COP (car operating panel)
- ❖ Feather touch - LOP (landing operating panel)
- ❖ Over Load Indicating Device
- ❖ CCTV / Intercom
- ❖ RFID Access control COP
- ❖ Biometric access control system [for COP & LOP]



# SK LIFTS

Creative Design and Dedicated People

## New Lift Installation & Service Maintenance

ISO CERTIFICATE COMPANY 9001:2015

**Head Office :** No : 12/380, Raghavendra Nagar, Chikkarayapuram, (Near KOVUR E.B.) Chennai - 600 069.

**Branch Office :** No: 59, Sarathambal Nagar, Kilnachipattu, Thiruvannamalai - 606611.

**Our Service Engineer :** 76391 44715 | 90804 57965

**Website :** [www.sklifts.co.in](http://www.sklifts.co.in) **E-mail :** [info@sklifts.co.in](mailto:info@sklifts.co.in) | [suresh35aero@gmail.com](mailto:suresh35aero@gmail.com)

**Branches : Chennai - Thiruvannamalai - Ulundurpet**